

# How to Write a Nonfiction Chapter Book



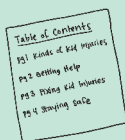
Think of a topic.




Plan chapters before you write them.

Draft and Revise.

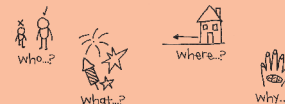
Organize your information: make a table of contents.



- Jot subtopics—use key words or sketches—in the margin.



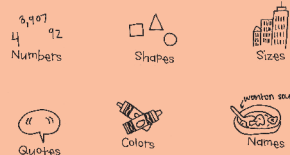
- Think of the questions people will ask, and answer them.




- Rehearse for writing by teaching yourself or someone else.



- Include specific details.



- Choose a paper design to fit the content of each chapter.



- Aim to make a special beginning and ending.



- Don't just add - subtract parts that don't fit.

